

HSF RoHS

SPECIFICATIONS PERFORMANCE

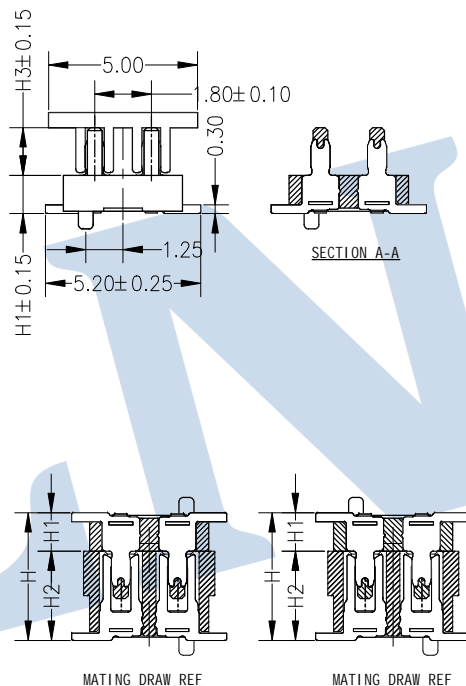
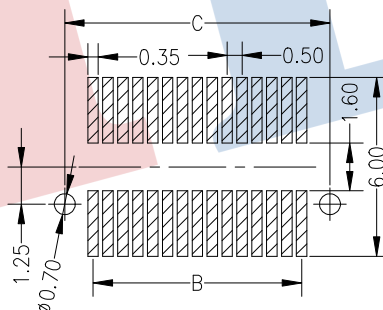
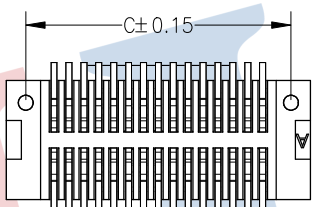
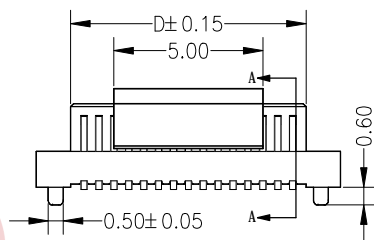
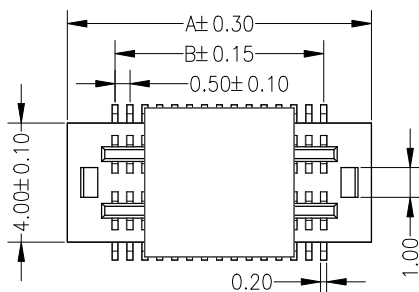
Current rating: 0.5A
 Voltage rating: 50V AC/DC
 Insulation Resistance: 500MΩ min
 Withstanding voltage: 200V AC/1 min
 Contact Resistance: 50mΩ max
 Operating Temperature: -40°C to +105°C
 Material
 Contact: Phosphor Bronze
 Contact: Au Over Ni
 Housing: PA9T, UL94-V0
 Soldering temperature: 260°C±5° 5S

Ass'y High (H)	Plastic High		
	Male (H1)	Female (H2)	H3
6.50	2.00	4.50	1.90
6.00	2.00	4.00	1.90
5.50	2.00/1.00	3.50/4.50	1.90
5.00	2.00/1.00	3.00/4.00	1.90
4.50	1.00	3.50	1.90
4.00	1.00	3.00	1.90
3.50	1.30	2.20	1.60
3.00	0.80	2.20	1.60

Ordering Information

3723-M XXX XXX XX X X OX

F=Female M=Male No. of pins 08-100P Plastic Height 020=2.0mm 015=1.3mm 010=1.0mm 008=0.8mm Contact Plating 00=Gold Flash Insulator Material Option E=PA9T Packing code stream R=Reel+Cap 01-99



No Of Contact	Dimensions (mm)			
	A	B	C	D
8	4.70	1.50	3.40	2.40
10	5.20	2.00	3.90	2.90
12	5.70	2.50	4.40	3.40
14	6.20	3.00	4.90	3.90
16	6.70	3.50	5.40	4.40
18	7.20	4.00	5.90	4.90
20	7.70	4.50	6.40	5.40
22	8.20	5.00	6.90	5.90
24	8.70	5.50	7.40	6.40
26	9.20	6.00	7.90	6.90
28	9.70	6.50	8.40	7.40
30	10.20	7.00	8.90	7.90
32	10.70	7.50	9.40	8.40
34	11.20	8.00	9.90	8.90
36	11.70	8.50	10.40	9.40
38	12.20	9.00	10.90	9.90
40	12.70	9.50	11.40	10.40
42	13.20	10.00	11.90	10.90
44	13.70	10.50	12.40	11.40
46	14.20	11.00	12.90	11.90
48	14.70	11.50	13.40	12.40
50	15.20	12.00	13.90	12.90
52	15.70	12.50	14.40	13.40
54	16.20	13.00	14.90	13.90
56	16.70	13.50	15.40	14.40
58	17.20	14.00	15.90	14.90
60	17.70	14.50	16.40	15.40
62	18.20	15.00	16.90	15.90
64	18.70	15.50	17.40	16.40
66	19.20	16.00	17.90	16.90
68	19.70	16.50	18.40	17.40
70	20.20	17.00	18.90	17.90
72	20.70	17.50	19.40	18.40
74	21.20	18.00	19.90	18.90
76	21.70	18.50	20.40	19.40
78	22.20	19.00	20.90	19.90
80	22.70	19.50	21.40	20.40
82	23.20	20.00	21.90	20.90
84	23.70	20.50	22.40	21.40
86	24.20	21.00	22.90	21.90
88	24.70	21.50	23.40	22.40
90	25.20	22.00	23.90	22.90
92	25.70	22.50	24.40	23.40
94	26.20	23.00	24.90	23.90
96	26.70	23.50	25.40	24.40
98	27.20	24.00	25.90	24.90
100	27.70	24.50	26.40	25.40

OPERATION		DRAW	Jelly Feng	2022.12.15	SCALE	FIT	JILN ® 深圳市锦凌电子有限公司 SHENZHEN JINLING ELECTRONICS CO.,LTD Tel: 86-755-27483253 Fax: 86-755-2997-5588	
X.X	±0.30				UNIT	mm		
X.XX	±0.20	CHECK			SIZE	A4	PART NO. 3723-MXXXXXXXXXXOX TITLE: 0.50mm BTB NPin Male header of double groove	
X.XXX	±0.10				SHEET	1/1		
Angle	±3°	APPROVE			PROJ.			
DIM	TOL							

A

B

C

D

E

F

G

A

B

C

D

E

F

G