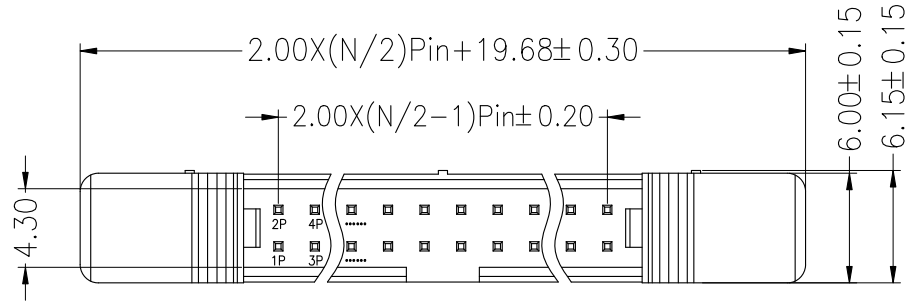


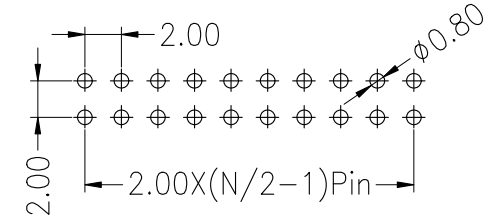


SPECIFICATIONS
 Rated Current:2.0AMP
 Contact Resistance:20mΩ Max
 Withstand Voltage:500V AC/DC
 Insulation Resistance:800MΩ Min
 Operation Temperature:-40°c to +105°c

Contact Material:Brass
 Contact Plating:Au or Sn Over Ni
 Insulator Material:Polyester(UL94V-0)
 Resistance To Soldering Heat:
 245° C±5° C, 10s(PBT insulator)
 260° C±5° C, 10s(PA6T&PA9T insulator)



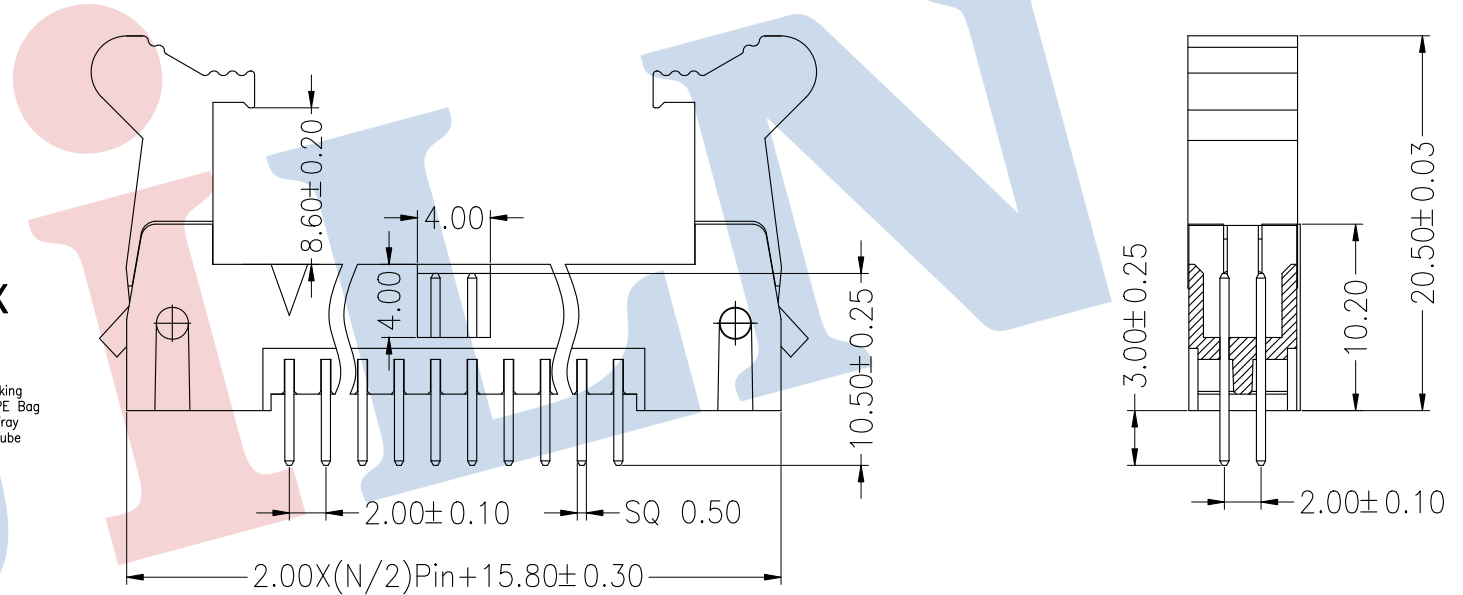
Recommended P.C.B Layout(Top Side)
 (PCB BOARD TOLERANCE±0.05)



Ordering Information

3320 XX S XX X X L X 0X

- No.of Pins: 6--64P
- Contact Plating: G0:Gold Flash, G1:1u" Gold, G2:1.5u" Gold, G3:2u" Gold, G4:3u" Gold, G5:5u" Gold, G6:10u" Gold, G7:15u" Gold, G8:30u" Gold, S0:Gold Flash/Tin, SN:Tin
- Insulator Material Option: A=BK-PBT, C=BK-PA6T, E=BK-PA9T
- Color Type: B=Black
- Latch Type: L=Long Latch
- Packing: 0=PE Bag, A=Tray, T=Tube



				OPERATION		DRAW	YiYuSheng	12.10.05	SCALE	FIT	JILN ® 深圳市锦凌电子有限公司 SHENZHEN JINLING ELECTRONICS CO.,LTD Tel: 86-755-27483253 Fax: 86-755-2997-5588		
				X.X	±0.30				UNIT	mm			
				X.XX	±0.20	CHECK	SIZE	A4	PART NO.	3320XXSXXXLX0X			
				X.XXX	±0.10	APPROVE	SHEET	1/1	TITLE:	2.0 ejector header Npin 180°长耳			
REV	DATE	MODIFICATION DESCRIPTION	CHANGE	DIM	TOL			PROJ.					