

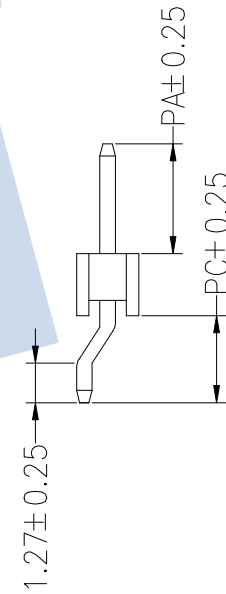
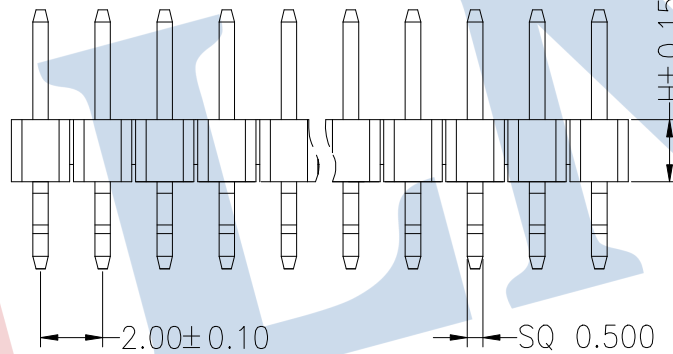
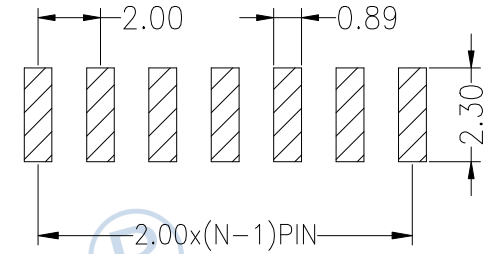
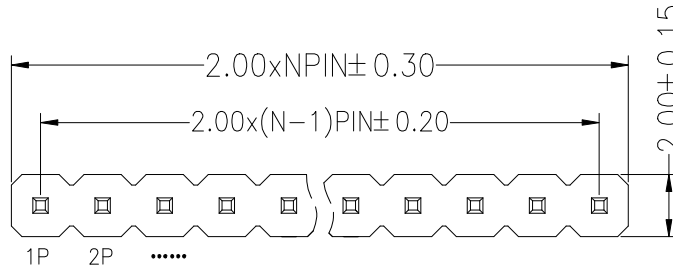


SPECIFICATIONS

Rated Current:2.0AMP
 Contact Resistance:20mΩ Max
 Withstand Voltage:500V AC/DC
 Insulation Resistance:1000MΩ Min
 Operation Temperature:-40°C to +105°C

Contact Material:Brass
 Contact Plating:Au Over Ni
 Insulator Material:Polyester(UL94V-0)
 Resistance To Soldering Heat:
 260° C±5° C, 10s(PA6T&PA9T&LCP insulator)

Recommended P.C.B Layout(Top Side)
 (PCB BOARD TOLERANCE±0.05)



Ordering Information

13XX 11 XX X N XX Z XXX X 0X

High.of Plastic
 10=H1.0mm
 15=H1.5mm
 20=H2.0mm
 25=H2.5mm
 30=H3.0mm
 40=H4.0mm

No.of Pins Per Row
 02~40P

Insulator Material Option
 C=BK-PA6T
 E=BK-PA9T
 F=BK-LCP

Contact Plating
 G0:Gold Flash
 G1:1u" Gold
 G2:1.5u" Gold
 G3:2u" Gold
 G4:3u" Gold
 G5:5u" Gold
 G6:10u" Gold
 G7:15u" Gold
 G8:30u" Gold
 S0:Gold Flash/Tin
 SN:Tin

Pin Length

Packing
 0=PE Bag
 A=Tray
 T=Tube
 P=Tube+Cap
 R=Reel+Cap
 M=Reel+Mylar

Dimension antitheses list		
ITEM	PA	PC
Alternate	XXX	XXX

		OPERATION		DRAW	RICH LIN	23.06.10	SCALE	FIT
REV	DATE	DIM	TOL					
A0	2023.06.10	X.X	±0.30	CHECK			UNIT	mm
		X.XX	±0.20				SIZE	A4
		X.XXX	±0.10				SHEET	1/1
		Angle	±3°	APPROVE			PROJ.	☐
		CHANGE						

JILN 深圳市锦凌电子有限公司
 SHENZHEN JINLING ELECTRONICS CO.,LTD
 Tel: 86-755-27483253 Fax: 86-755-2997-5992

PART NO.	13XX11XXXNXXZXXX0X
TITLE:	2.0mm Pin Header 贴片